

# EK61 | PENDANT

ESBEN KLINT | 2021



**Shade:** 3-layer glass, matt opal, manually mouth blown

**Top/Bottom:** Solid wood, Oak/oil, CNC machined

**Cord:** 3 m white fabric cord

**Bulb:** Not included

**Dimmable function:** No

**Suspension:** Standard ceiling mount is included

**Ceiling canopy:** White powder coated metal canopy included (RA9010)

**Socket:** E14 or E27 depending on lamp size

## Colors

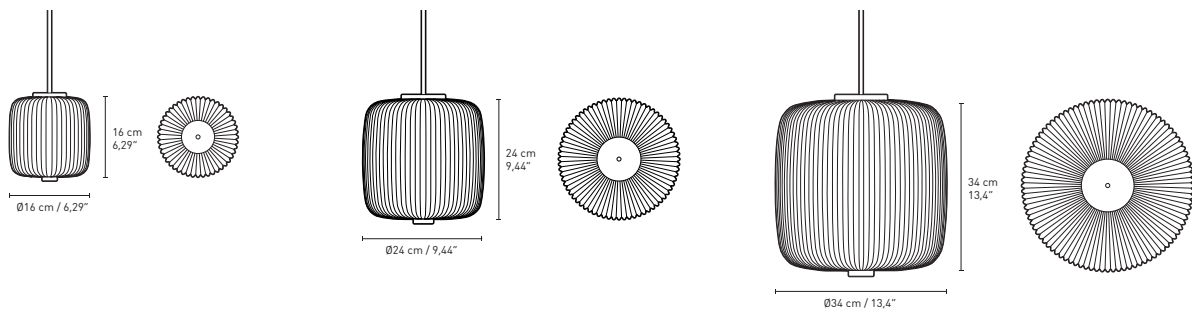
Matt opal

**Preassembled:** Yes

**Quick ship:** Yes

**Cleaning:** Use damp cloth

	Country	Light source socket	Max. watt	Voltage/frequency	Electric shock protection	Ingress protection
Ø160	EU/UK	E14	10W	Max. 220-240V/50-60Hz	Class II	IP20
Ø240	EU/UK	E27	15W	Max. 220-240V/50-60Hz	Class II	IP20
Ø340	EU/UK	E27	15W	Max. 220-240V/50-60Hz	Class II	IP20



Packaging dimensions and weight	Height mm.	Width mm.	Cbm	Net kg.	Tara kg.	Gross kg.	Cartons
Ø160	275	195	0.01	1.3	0.3	1.6	1/1
Ø240	375	295	0.03	2.5	1	3.5	1/1
Ø340	475	395	0.07	4.5	1.8	6.3	1/1

# EK61 | PENDANT

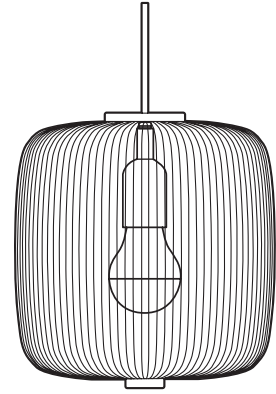
ESBEN KLINT | 2021

Recommended light source used for light measurements:

EK61 Ø160: Philips CorePro LED | E14 | Warm white | 5.5W | 470 lumen | 2700K

EK61 Ø240: Philips CorePro LED | E27 | Warm white | 10.5W | 1055 lumen | 2700K

EK61 Ø340: Philips CorePro LED | E27 | Warm white | 8.5W | 806 lumen | 2700K



Efficiency values	Total power, P		Total luminous flux, $\Phi_v$		Luminous efficacy, $\eta$	
	W		lm		lm/W	
Ø160	5.4	± 0.9%	376.6	± 4.1%	70.3	± 4.2%
Ø240	10.2	± 0.9%	860.5	± 4.1%	87.4	± 4.2%
Ø340	8.6	± 0.9%	675.4	± 4.1%	78.2	± 4.2%

Light intensity distribution	Phi, *	Δ	Theta, θ**	Δθ	Maximum luminous intensity, I <sub>max</sub>	Beam angle, θ
	deg.	deg.	deg.	deg.		
Ø160	0 - 180	2.5	6.5 - 353.5	2.5	39.0	335.4
Ø240	0 - 180	2.5	6.5 - 353.5	2.5	79.2	344.4
Ø340	0 - 180	2.5	6.5 - 353.5	2.5	64.2	346.6

\* The Phi angle moves around the light source in the horizontal plane

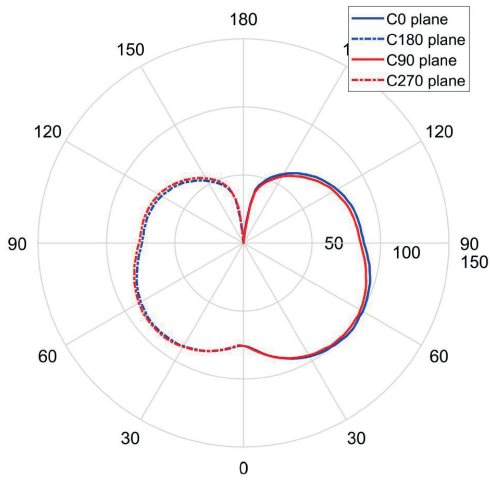
\*\* The Theta angles moves around the light source in the vertical plane

Electrical values	Active power, P		Voltage, U <sub>rms</sub>		Current, I <sub>rms</sub>		Power factor, PF		Frequency, f
	W		V		A			Hz	
Ø160	5.4	±0.9%	230.0	±0.05%	0.043	±2.5%	0.55	±3.7%	50.0
Ø240	10.2	±0.9%	230.0	±0.05%	0.048	±2.5%	0.91	±3.7%	50.0
Ø340	8.6	±0.9%	230.0	±0.05%	0.041	±2.5%	0.91	±3.7%	50.0

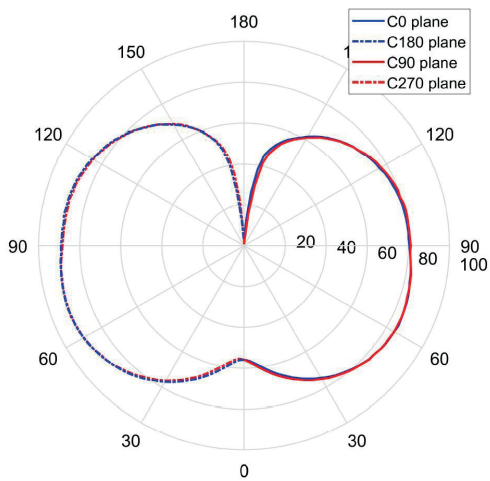
# EK61 | PENDANT

ESBEN KLINT | 2021

Ø160



Ø240



Ø340

